

Wenn ich einmal tot bin, komme ich ins Paradies

TECHNICAL RIDER

technical director

Peter Thalhamer

Haberlgasse 30/ Hofwerkstatt, 1160 Vienna, Austria

email: office@gapworks.at, mobile phone: 0043-664-401 49 20

LIGHT

See the attached Lightplot for details.

To be confirmed after receiving a complete list of lighting inventory of the theatre, including a rig plan, venue distances and electrical plans showing lighting positions, circuit positions and numbers, and permanently hung instruments.

Note: we need a minimum of **32 channels** on **floor level**

STAGE

PERFORMING AREA (ideal circumstances, contact us if you have difficulties):

STAGE SIZE: 12m wide x 10m deep x 8m high

FLOOR: Sprung, wooden, smooth, free from splinters.

Must be covered with black dance carpet (including wings and proscenium)

To be provided by the Organizer and laid before the arrival of the company.

Please indicate if your stage floor is raked. If so, how much?

STAGE ACCESSOIRES TO BE PROVIDED BY THE ORGANIZER

1 complete blackbox, (1 backdrop, 2 sidedrops, no wings)

1 black border 12m x3 m on a flybar or a pipe with ropes (the width may vary according to stage size)

8 aluminum pipes 3m and a sufficient amount of black rope to mount them.

1 hazer (with fan-function)

DESCRIPTION OF THE SET

- A total of 5 curtains (mounted approx. 1m onstage from the blackbox and 1m from the floor create kind of a wall around the performance area (see attached photos)
- 4 little stools (provided by the company)
- 13 mechanic lamps on floorstands (provided by the organizer)

SOUND

P.A. - POWER AMPLIFIER

- Powerful main system L/R front of stage – full range active speakers with subwoofers (Meyer Sound / d&B / L-Acoustics / EAW...). Power adapted to the venue. It should be possible to address the subs separately.
- On wide stages we need 1 central cluster for front of house.
- In case there is a big balcony or a deep audience room we need a delayed line of extra speakers for the main L/R system.

The exact positions of the speakers depend on the venue and will be decided upon setup.

MONITORS

- 4 wedges (12 or 15 inch, min. 60°), with 4 separate amplifiers (Type Meyer UM-100 P, d&B Max 15)
- They will be placed on each corner of the stage. Sends on 4 auxiliaries.

CD_PLAYERS

- 2 professional CD players with Auto Pause (no DVD-Players!)

TECHNICAL PERSONEL

One full day before the performance is necessary for set up
2 stage technicians, 2 light technicians, 1 sound technician for all rehearsals and show needed.

CATERING

Sandwiches und softdrinks (fruit juice, water) for setting up and show

REQUESTED INFORMATIONS

- Name, telephone and e-mail of the technical director
(This person has to be present at every moment of the set-up, rehearsals, performances & strike)
- Name of the production manager
- Tel n° of backstage and box office
- Technical rider of the theatre: plans scale 1/50
- Ground plan of the stage, loading dock, audience seating, technical booth, dressing rooms
- A cross-section showing stage, audience rake, height of ceiling, FOH electrics and grid
- Electrical plans showing lighting positions, circuit positions and numbers, and permanently hung instruments
- Inventory of sound and lighting instruments

Note: We will need an English or German speaking stage manager, light engineer and sound engineer or fulltime translator next to our lighting person and technical director during the entire working schedule!



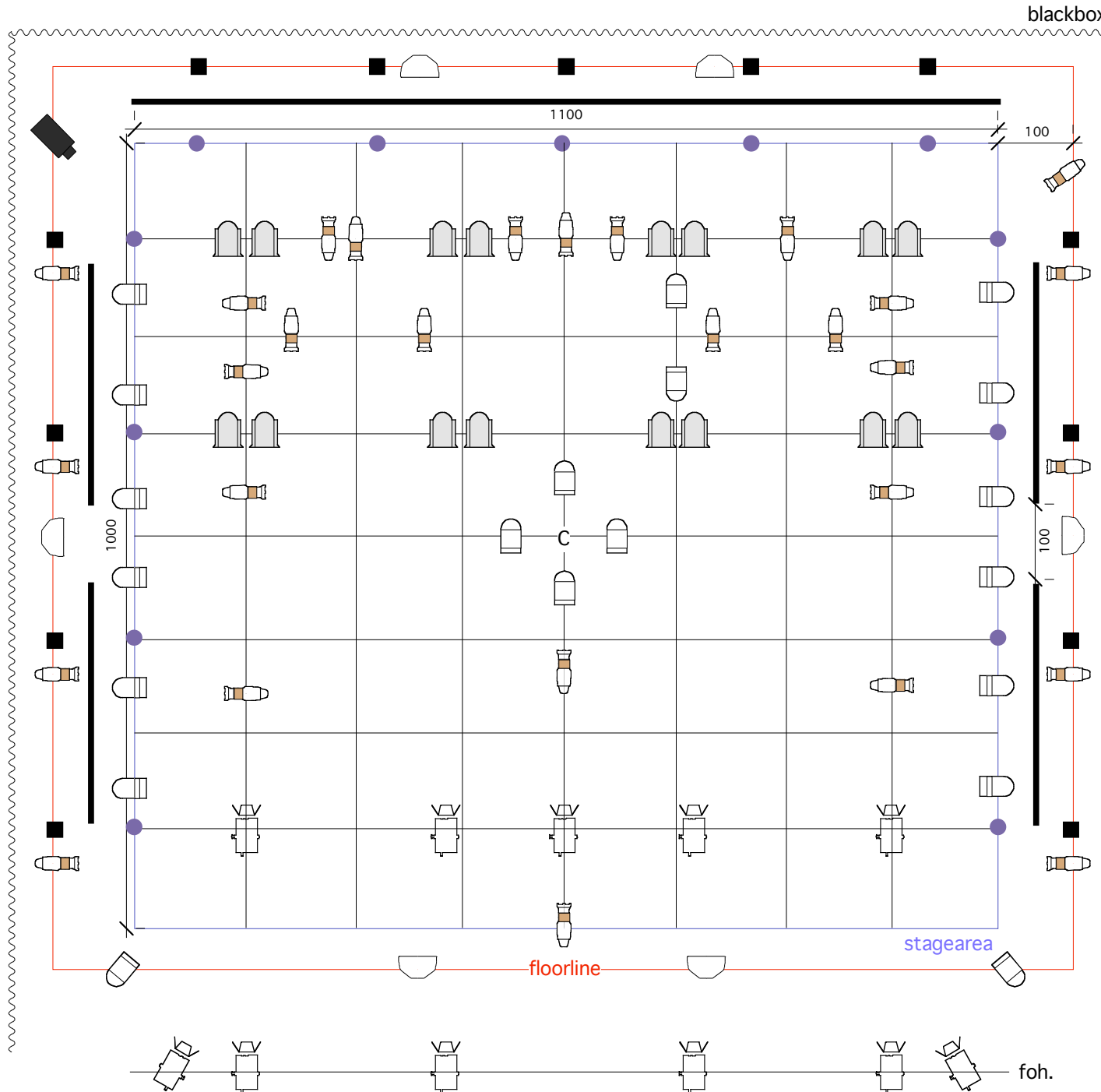
curtain walls



mechanic bulbs on floor













pinstots on floor



editta braun company
"PARADIES_09"
 designed by gap_works_peter thalhamer
 +436644014920 | office@gapworks.at

legend:

-  fresnel 1.2kw
-  par64_cp61
-  par64_cp62
-  profile zoom 25150
-  fresnel 1kw
-  flood symmetrical 1kw
-  pinspot
-  mechanic lamp
-  hazer
-  set curtains

Colors: LEE
 200, 201, 202, 053, 136, 170

Colors: ROSCO
 119, 132

NOTE:
 THIS DRAWING REPRESENTS VISUAL CONCEPTS & CONSTRUCTION
 SUGGESTIONS ONLY. THE DESIGNER DOES NOT ASSUME RESPONSIBILITY
 FOR STRUCTURAL INTEGRITY OR SAFETY OF ANY SCENERY OR LIGHTS
 USED IN REHEARSAL OR PERFORMANCE.
 ALL MATERIALS AND CONSTRUCTION METHODS MUST CONFIRM TO THE
 STRICTEST APPLICABLE USE GUIDE LINES AND FIRE REGULATIONS.